


Harris City Academy
Crystal Palace

Business and Enterprise with Technology

**ADDITIONAL INFORMATION
BOOKLET 2011/2012**

"An Outstanding School"

Ofsted 2009



CONTENTS

ADMISSIONS CRITERIA	1
VACANCIES & APPEALS	2
KEY DATES AND INFORMATION	2
THE ACADEMY YEAR – 2011/2012	3
THE ACADEMY DAY	3
OPEN EVENING	4
UNIFORM LIST	4
TESTING DAY	4
CHARGING POLICY	5
THE GOVERNING BODY	5
PARKING	6
INTENDED DESTINATIONS OF STUDENTS LEAVING HARRIS CITY ACADEMY CRYSTAL PALACE	7
ATTENDANCE STATISTICS FOR 2010/2011	7
STAFF LIST 2011/2012	8/10
EXAMINATION RESULTS 2010/2011	11/17

ADMISSIONS AT HARRIS CITY ACADEMY CRYSTAL PALACE

Applications for places will be made in accordance with Local Authority admission arrangements and will be made on the **Common Application Form** provided and administered by the Local Authority. The Academy will work to the common admissions timetable agreed by Croydon Local Authority.

Additionally, if you require a concession (for example SEN or Medical Needs), **you should complete the Supplementary Information Form, available in the prospectus and return it to the Academy along with proof of residence no later than 31st October 2011.** NB completion of a supplementary form for Harris City Academy does not constitute an application to the Academy. You **MUST** complete the Local Authority Common Application Form as well.

The Harris City Academy Crystal Palace will admit 180 students each year.

All applicants will take a standardised non-verbal reasoning test and a test to measure Technological Aptitude. Ten percent of places will be reserved for students based on their aptitude for Technology, which is one of the specialisms of the Academy.

The remaining places will be allocated by placing students, based on the results of their non-verbal reasoning test, into one of 9 ability groups of approximately equal size. The assessment is not a pass or fail test. It is designed to ensure that students of all abilities have an equal chance of gaining a place at the Academy.

Where the number of applications for admission is greater than the published admissions number, applications will be considered against the criteria set out below. After the admission of students with statements of Special Educational Needs, where the Academy is named on the statement, the criteria will be applied in the following order:

- Looked After Children.
- Admission of students whose siblings currently attend the Academy in Years 7 – 10 and who will continue to do so on the date of admission.
- Remaining places in each ability band will be allocated by drawing lots in geographical zones. Zone A will be a zone up to a 2 mile radius from the fixed point shown on the map on display at the Academy and on the website (the website allows you to calculate your distance using postcode). Zone B will be a zone over 2 miles' radius from the point on the map. (90% of places will be allocated to Zone A and 10% to Zone B).

Proof Of Residence

An original proof of residence must be submitted on Testing Day in the envelope provided with test invite letters. It must be one of the following:

A detailed child benefit document, landline telephone bill, electricity bill or gas bill dated no earlier than 1st June 2011. If gas/electricity is paid by key/meter, you must provide a summary from your supplier showing usage and payments dated no earlier than 1st June 2011.


Admissions Appeals

The final deadline for Admissions Appeals is 31st March 2012. Appeals should be made to the Clerk to the Governors of Harris, at Harris City Academy Crystal Palace, Maberley Road, London, SE19 2JH.

Checklist

If applying to Harris City Academy Crystal Palace please list the Academy on the Common Application Form which is returned to the Local Authority.

Please complete the Harris Academy Supplementary Information Form (if you require a concession) and return it, **along with proof of residence**, to the Admissions Officer at Harris City Academy Crystal Palace, Maberley Road, London, SE19 2JH by **31st October 2011**.



VACANCIES

It is possible that not all children who are offered places initially will accept. Parents of unsuccessful children will be invited to write to the **Academy Admissions Officer** in order to be put on the waiting list, by 31st March 2012, if they wish their child's application to be reconsidered should a place become available from his/her corresponding ability group.

The reserve list for the new intake will be dissolved on 31st August 2012. Vacancies thereafter will be filled on an In Year entry basis.

In Year Applications need to be made via your Local Authority and, in addition, an In Year Supplementary Form needs to be completed, which can be found on our website www.harriscrystalpalace.org.uk and then needs to be returned to the Academy in order for your child to be put on our In Year Waiting List.

APPEALS

If you wish to appeal for a place at the Academy for your child, you will need to request in writing for an appeal pack, and all forms must be completed and submitted to the Academy by 31st March 2012.

Appeals must be made by 31st March 2012. No appeals will be considered after this date.

KEY DATES AND INFORMATION

Early September 2011	Prospectus and application forms sent to feeder primary schools
Monday 19th September 2011	Open Evening (5.00pm to 8.00pm) No admittance to the Academy after 7.30pm
Monday 31st October 2011	Local Authority deadline for applications – The statutory deadline is Monday 31st October 2011, however, the LA strongly encourage applicants to submit their form by Friday 21st October 2011 , before half-term – either via the primary school or online.
Monday 31st October 2011	Deadline for Supplementary Forms along with evidence to be considered for extra time for the test, to be sent to Harris City Academy Crystal Palace.
Early December 2011	A confirmation letter will be sent to families inviting children to the testing day NFER non-verbal reasoning test and Harris City Academy aptitude test.
Week 12th - 16th December 2011	Year 6 Testing – This will be held during the week commencing Monday 12th December 2011 and applicants will be allocated a fixed test session on any day throughout that week. Please note the allocated test date and time can not be changed due to large numbers of applications that we receive every year.
Thursday 1st March 2012	Local Authority inform families of the result of their child's Application. The LA will send by first class post of the outcome to resident applicants, you should receive the offer the next working day.
Friday 16th March 2012	Deadline date for accepting the offer of a place (5.00pm) The Local Authority request that resident applicants accept or decline the offer of a place by Friday 16th March 2012, or within two weeks of the date of any subsequent offer.
Saturday 31st March 2012	Deadline for Appeals to be made, please note no appeals will be considered after this date.

THE ACADEMY YEAR – 2011/2012

AUTUMN TERM 2011

*Tuesday 6th September 2011 to Tuesday 20th December 2011
(*Staggered start) Tuesday 6th September 2011 - Year 7's and Year 12's only
Wednesday 7th September 2011 – All Students

Half Term

Monday 24th October 2011 to Friday 28th October 2011 incl.

SPRING TERM 2012

Wednesday 4th January 2012 to Friday 30th March 2012

Half Term

Monday 13th February 2012 to Friday 17th February 2012 incl.

SUMMER TERM 2012


Monday 16th April 2012 to Friday 20th July 2012

Half Term

Monday 4th June 2012 to Friday 8th June 2012 incl.

THE ACADEMY DAY

8.25am	Warning bell
8.30am – 8.50am	Registration/Assembly
8.50am – 9.40am	Period 1
9.40am – 10.30am	Period 2
10.30am – 10.50am	Break
10.50am – 11.40am	Period 3
11.40am – 12.30pm	Period 4
12.30pm – 1.15pm	Lunch 1 (Period 5)
1.15pm – 2.00pm	Lunch 2 (Period 6)
2.00pm – 2.50pm	Period 7
2.50pm is the end of the day for all students on Monday and Friday but KS3 students leave 5 minutes early.	
2.50pm – 3.40pm	Period 8
3.40pm is the end of the day for all students on Tuesday, Wednesday and Thursday but KS3 students leave 5 minutes early.	



OPEN EVENING 2011

Is your child transferring school in September 2012? Would you like your child to be educated from 11-18 years in a technologically rich, outstanding school while following the National Curriculum? Please see the information on the CD enclosed with our prospectus and detailed on the website. Our Open Evening will be held on:

Monday 19th September 2011, 5.00pm – 8.00pm

Please note that there will be no admittance to the Academy after 7.30pm

The **Harris City Academy Crystal Palace** car park will be CLOSED. However, if you or your child is disabled arrangements will be made allowing you to have access to the car park if you are coming by car. Please telephone the Academy providing details of your car registration number, model and colour, prior to 12.30pm on **Monday 19th September 2011**.

It is recommended that you give yourself plenty of time to view Harris City Academy Crystal Palace.

UNIFORM LIST

All students are required to wear Academy Uniform. An acceptance of a place at Harris City Academy Crystal Palace implies an acceptance by parents of the Academy's dress code. Full details of the dress code will be provided when an offer of a place is made. An outline of the code is given below.

- Academy blazer (with badge)
- Academy tie
- White shirt
- Black classic style skirt for girls or black classic style trousers for boys
- Black sensible shoes

Outer Clothing:

When students travel to and from Academy they must wear a plain black outdoor coat.

Not Permitted:

No jewellery is allowed except for one plain stud in each ear. Training shoes, heavy boots or brightly coloured hairstyles are also not allowed. Mobiles phones are not permitted at the Academy.

Post 16 students have a dress code based upon smart office wear which includes jacket and tie for boys and jacket and blouse for girls.

YEAR 6 TESTING – DECEMBER 2011

INFORMATION ABOUT TESTING DAY SESSIONS

Our Year 6 Primary School Testing sessions will be held during the **week commencing Monday 12th December 2011** and applicants will be allocated a fixed test session on any day throughout that week. Parents need to ensure that their child is available to attend a test session at any time during that week. **Fixed Test Sessions:** We receive over 2,000 applications each year and due to this very large number we will be **unable** to swap your allocated test session.

Testing Day letters will be sent out at the beginning of December 2011.

If you have applied to any other Harris Academies you will **only** need to sit the test at Harris City Academy Crystal Palace.

CHARGING POLICY

Harris City Academy provides a free education for boys and girls of all abilities. However, the Governors of the Academy reserve the right to charge in the following circumstances:

- Where a parent wishes a child to learn a musical instrument.
- When a request is made for accreditation in a subject that is not a normal part of the student's Academy programme; when a request is made for a different form of accreditation to that advised by the Academy; when a student is entered for an examination but fails to sit it, unless the reason is acceptable to the Principal and Chairman of Governors; when a student wishes to re-sit a module for the second time.
- Where a trip is proposed which is not a compulsory part of the curriculum, parents will be invited to make a contribution to cover the costs involved. This will be on the understanding that if there is insufficient support the proposed trip will not take place.
- Cost of ingredients or materials for practical subjects, where parents have indicated in advance, a wish to own the finished product.
- The Academy will charge an administrative fee for the cost in terms of time, equipment and materials for the copy of a student file or related items. In exceptional circumstances this fee may be waived.

THE GOVERNING BODY

The Governing Body meets formally throughout the Academy year. On these occasions the Chairman presides over agenda items and considers scheduled reports from the Principal and his nominated staff representatives on specific issues. Reports are also submitted from the various sub-committees of the Governing Body.

Nominated Governors

Mr Keith Morley (Chairman)

Miss J Connell

Hon P Harris

Mr T Bayon

Mr R Farrington

Co-opted Governors

Mr J McCabe – Staff Governor

Mr A Brenson – Parent Governor

Ms C Johnson – Parent Governor

Mr A Marchant – Community Governor

Governing Body Sub-Committees – Chairpersons

Finance & General Purposes – Mr Keith Morley

Teaching & Learning – Mr Keith Morley

Disciplinary – Mr P Harris

Number and Method of Appointment

- The Governors may number between nine and twenty.
- The normal term of office for Nominated Governors is three years, but may be renewed.
- The address of the Chairman of Governors is at the Academy, Maberley Road, London SE19 2JH.
- Governors can be contacted via the Clerk to the Governors at the Academy.



PARKING ON OPEN EVENING – MONDAY 19TH SEPTEMBER 2011

Parking in the roads near to Harris City Academy Crystal Palace will be impossible because of the very large number of visitors. The car park at Harris City Academy Crystal Palace will be closed. Sylvan Road, Maberley Road and Mowbray Road are quite narrow. Residents will have parked on both sides of the street and consequently parking will be unavailable.

A one way system in Maberley Road will be in operation for the evening. We strongly advise that you walk to **Harris City Academy Crystal Palace.** We have arranged a **free park and ride system involving a shuttle bus from Canada Gate car park at Crystal Palace Park.** There is ample parking in that area and a bus will transport people to and from Harris City Academy Crystal Palace at frequent intervals commencing at 4.30pm through to 7.15pm. After 7.30pm the bus will operate until 8.15pm but will only take visitors back to the Canada Gate car park; **Harris City Academy Crystal Palace will be closed to new visitors from 7:30pm.**

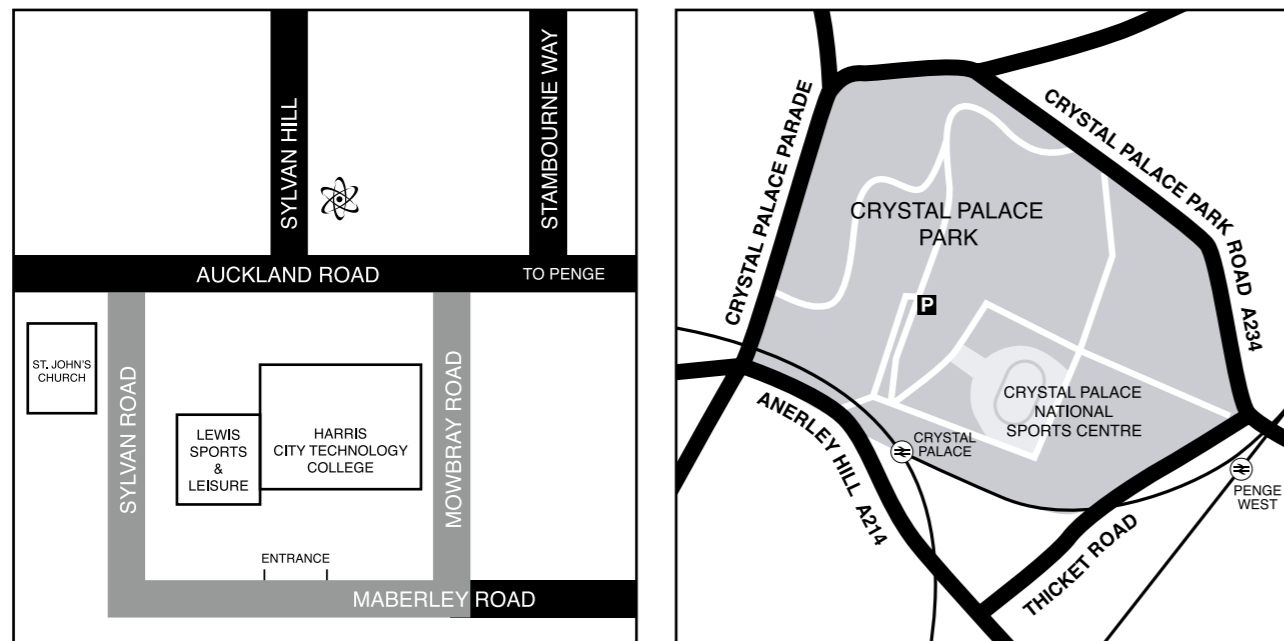
Alternatively, it is a twenty minute walk from the Canada Gate car park to **Harris City Academy Crystal Palace.** **Please do not try to park in the roads nearby to Harris City Academy Crystal Palace, it will not be possible and will lead to congestion.** Harris City Academy Crystal Palace has applied to Croydon Council for a **Traffic Management order including the use of a tow truck and traffic wardens to enforce parking restrictions and suspension between 4.30pm and 8.30pm.**

Crime prevention advice: lock your vehicle; always check that all windows and sunroof are closed. If you must leave valuables in your car, lock them in the boot. The Police will be in the area to help you. Please help them by using the Canada Gate car park and the bus provided. Your co-operation would be very much appreciated by Harris City Academy Crystal Palace, local residents and the Police.

PARKING ON OUR YEAR 6 DECEMBER TESTING DAYS

Please note that on our Testing Days parking in the roads around the Academy will also be impossible because of the very large numbers of visitors so please help us by walking, using public transport or using the roads a little further away. Our car park will be closed to visitors.

Mr Steve Kenning, Principal



We request that you **DO NOT ENTER or PARK** in the shaded roads. See map on the right for the free park & ride system from the Canada Gate car park at Crystal Palace Park to Harris CACP


INTENDED DESTINATIONS OF STUDENTS LEAVING HARRIS CITY ACADEMY CRYSTAL PALACE IN 2011

Percentage of students going to:	Further education at school or college	Employment	Apprenticeships	Others
AT 15+	100%	0%	0%	0%
AT 16+	97%	0%	2%	1%

Percentage of students going to:	Gap Year	Employment	Higher Education	Others
AT 17+	1%	1%	98%	0

ATTENDANCE STATISTICS FOR 2010/2011

Year	Number of Students on Roll	Attendance	Authorised Absences	Unauthorised Absences
7	181	97.14	2.72	0.14
8	182	95.8	4.00	0.2
9	183	96.0	3.77	0.23
10	178	95.6	4.07	0.29
11	179	96.4	3.33	0.22
12	213	93.7	4.8	1.5
13	134	94.2	4.2	1.6
Whole Academy	1250	95.5	3.86	0.64




HARRIS CITY ACADEMY CRYSTAL PALACE

ACADEMIC STAFF LIST – 2011/2012

Area	Job Title	Name	Qualifications	Other Responsibilities
Academy Leadership Group	Principal	Mr S Kenning	BA (Hons), PGCE, MSc	
Academy Leadership Group	Vice Principal	Mr A Barr	BEd (Hons)	Teacher of DT
Assistant Principals	AP/External Relations and Operations	Mrs E Mourey	Cert Ed, MA	Teacher of Science
Assistant Principals	AP/Teaching & Learning	Ms R Hurcombe	BA (Hons), PGCE, AST	Teacher of English
Assistant Principals	AP/Assessment and Director of Mathematics	Mr R Lawrence	BSc (Hons), PGCE	Teacher with responsibility for Federation Post 16 Mathematics
Assistant Principals & Heads of Faculty	AP/Head of Arts Faculty	Ms S Briskey	BA Literature and Drama	Teacher of English
Assistant Principals & Heads of Faculty	AP/Head of Communications Faculty	Mr M Sorrell	BSc (Hons), PGCE	Teacher of PE
Assistant Principals & Heads of Faculty	AP/Head of Science & Maths Faculty	Miss E Dye	BSc (Hons), PGCE	Teacher of Science
Assistant Principals & Heads of Faculty	AP/Head of Technology Faculty	Ms K Haran	BEd, MEd, QTS	Teacher of Business & ICT
Assistant Principals & Heads of Faculty	Head of Post 16 Faculty	Ms L Lee	BA, MA, QTS	Teacher of Geography
Acting Head of Faculty	Acting Head of Science & Maths Faculty	Mr A Biddiscombe	BA (Hons), PGCE	Teacher of History
Acting Head of Faculty	Acting Head of Technology Faculty	Mr M Coe	BA (Hons), MA, PGCE	Teacher of English & Media
Post 16 Faculty	Deputy Head of Post 16 Faculty	Mr R Smith	MA (Hons)	Teacher of English Film Studies
Post 16 Faculty	Co-ordinator of Post 16	Miss R Warren	BSc (Hons), PGCE	Teacher of Science
Post 16 Faculty	Co-ordinator of Post 16	Mrs A Beech	BA (Hons), MA, PGCE	Teacher of English
Post 16 Faculty	Co-ordinator of Post 16	Miss S Poole	BA (Hons), MA, PGCE	Teacher of Geography
Post 16 Faculty	Co-ordinator of Post 16	Mr T Stander	BEd, BEd	Teacher of Mathematics
Arts Faculty	Co-ordinator of English	Mr T Allman	BA (Hons), MA, PGCE	Teacher of English
Arts Faculty	Assistant Deputy Head of English	Ms E Amer	BA (Hons), QTS	Tutor with Responsibility for Post 16 Federation English
Arts Faculty	AST English & Media Studies Teacher	Ms A Law	BA (Hons), PGCE	Tutor
Arts Faculty	English & Media Studies Teacher	Mrs E Barlow	BA, PGCE	Tutor
Arts Faculty	English & Media Studies Teacher	Ms J Thomson	BA (Hons), MA, PGCE	Tutor
Arts Faculty	Teacher of English	Miss C Feasey	BA (Hons), MA	Tutor
Arts Faculty	Teacher of English	Mrs A Smith	BA (Hons), MA, PGCE	Tutor
Arts Faculty	GTP - English	Miss E Sales		Tutor
Arts Faculty	Head of Media Studies	Ms J Gatty	BA (Hons), PGCE	Tutor with responsibility for Media Studies
Arts Faculty	Media Studies Teacher	Miss E Bell	BA, PGCE, QTS	Tutor
Arts Faculty	Head of PE and CAS Co-ordinator	Mrs J Warr	BA (Hons), MA, QTS	Tutor
Arts Faculty	Deputy Head Of Physical Education	Mr D Buss	BSc (Hons), PGCE	Tutor
Arts Faculty	Teacher of PE	Ms L Whitehead	BSc (Hons), PGCE, QTS	Tutor
Arts Faculty	Teacher of PE	Mr P Wild	BSc (Hons), QTS	Tutor
Arts Faculty	Co-ordinator of Art and Design	Mr J Kusonowicz	BA (Hons), PGCE	Teacher with responsibility for Art & Design
Arts Faculty	Teacher of Art and Design	Mr S Edwards	BA (Hons)	
Arts Faculty	Teacher of Art and Design	Ms S Reynolds	MA, PGCE, QTS	Tutor
Arts Faculty	Head Of Music	Miss Y Van Jaarsveld	BA, QTS	Tutor
Arts Faculty	Teacher of Music	Mrs A Woodcock	BA (Hons)	Tutor
Arts Faculty	Director of Learning Support/ SENCO	Mr B Melnick	BA (Hons), PGCE	
Communication Faculty	Co-ordinator Of Modern Foreign Languages	Miss H Chainey	BA (Hons), QTS	
Communication Faculty	Deputy Co-ordinator of MFL	Ms M Caffrey	BA (Hons), HDip Ed, MA	Tutor
Communication Faculty	Acting Deputy Co-ordinator of MFL	Ms V Jackson	BA (Hons), PGCE	Tutor with responsibility for KS5 French, Exams for additional languages and French Assistant
Communication Faculty	Teacher of MFL	Ms N Johnston	BA (Hons), QTS	Tutor
Communication Faculty	Teacher of MFL	Mr D Shanks	MA (Hons), QTS	Tutor
Communication Faculty	Teacher of MFL	Miss H Sharma	BA (Hons), PGCE, QTS	Tutor
Communication Faculty	Teacher of MFL	Ms L Yang	MA, QTS	Tutor
Communication Faculty	Teacher of MFL	Ms A Plaquet	MA, LLCE	Tutor
Communication Faculty	Acting Head of History	Miss A Lovell	BA (Hons), PGCE	Tutor
Communication Faculty	Teacher of History	Mr M Gill	BA (Hons), PGCE, QTS	Tutor with Responsibility for developing Aspirations and 21st Century Skills
Communication Faculty	Teacher of History	Ms A Underwood	BA (Hons), PGCE	Tutor

Area	Job Title	Name	Qualifications	Other Responsibilities
Communication Faculty	Teacher of History	Ms L Moss	BA (Hons), MA	Tutor
Communication Faculty	Co-ordinator of Geography	Mrs N Evans	BA (Hons), PGCE	Teacher with responsibility for Geography
Communication Faculty	Teacher of Geography	Miss J Belton	BA (Hons), PGCE	Tutor
Communication Faculty	Teacher of Geography	Miss D Vanstone	BA (Hons)	Tutor
Communication Faculty	Head of R&P	Miss S Chakraborty	BA (Hons), PGCE	Tutor
Communication Faculty	Teacher of R&P and Citizenship	Mrs K O'Callaghan	BA (Hons), MA, PGCE, QTS	Tutor with the responsibility of NQT's and BT
Communication Faculty	Teacher of R&P	Miss R Edwards	BA (Hons)	Tutor
Communication Faculty	Head of Social Sciences	Mr M McCann	BL (Hons), Cert PLS	Tutor
Communication Faculty	Head Of PSHEE/Citizenship	Mr J McClintock	BA (Hons), PGCE	Tutor
Communication Faculty	Teacher of Citizenship	Ms K O'Keefe	BA (Hons), QTS	Tutor
Communication Faculty	Teacher of Politics	Mr J Proctor	BA (Hons), QTS	Tutor
Communication Faculty	Teacher of Psychology	Miss L Richardson	BSc (Hons), PGCE, QTS	Tutor
Science and Maths Faculty	Co-ordinator of Science	Dr H Thomson	BSc (Hons), MSc, PhD	
Science and Maths Faculty	Head of Biology	Miss A Ryman	BSc (Hons), QTS, PGCE	Tutor
Science and Maths Faculty	Head of Chemistry	Mr C Taylor	MSc (Hons), PGCE, QTS	Tutor
Science and Maths Faculty	Head of Physics	Mr P Hammond	MPh (Hons), MA, QTS	Tutor
Science and Maths Faculty	AST Teacher of Science	Miss E Reece	BSc (Hons), MA, PGCE	Tutor
Science and Maths Faculty	Teacher of Science	Miss K Ferguson	MA (Hons), PGCE, QTS	Tutor
Science and Maths Faculty	Teacher of Science	Mr R Joshi	BSc (Hons), PGCE, QTS	Tutor
Science and Maths Faculty	Teacher of Science	Mr J McCabe	BSc (Hons), QTS	Tutor with Responsibility for KS3 in Science
Science and Maths Faculty	Teacher of Science	Ms A Olusanya	BSc, QTS	Tutor
Science and Maths Faculty	Teacher of Science	Ms K Oshodi	BEd (Hons), Cert Ed	Tutor
Science and Maths Faculty	Teacher of Science	Miss J Parker	BEd	Tutor
Science and Maths Faculty	Teacher of Science	Mr B Vice	MChem (Hons)	Tutor
Science and Maths Faculty	Teacher of Science	Mr D Leaker	BSc (Hons)	Tutor
Science and Maths Faculty	Teacher of Science	Dr J Deeny	BSc (Hons), PhD, PGCE	Tutor
Science and Maths Faculty	Teacher of Science	Miss H Birtwistle	BA (Hons)	Tutor
Science and Maths Faculty	GTP - Science	Mr R Miah	BSc (Hons)	Co-Tutor
Science and Maths Faculty	GTP - Science	Mr K Grisdale		Co-Tutor
Science and Maths Faculty	Co-ordinator of Mathematics	Mrs A Meyer	Bsec.Ed, QTS	Tutor
Science and Maths Faculty	Deputy Co-ordinator of Mathematics	Miss A Barr	BSc (Hons), PGCE	Tutor with responsibility for KS4 Maths
Science and Maths Faculty	Aspiring AST of Mathematics	Miss N Kadhim	BSc (Hons), PGCE	Tutor
Science and Maths Faculty	Teacher of Mathematics	Mrs D Berry	BSc (Hons), QTS	Tutor
Science and Maths Faculty	Teacher of Mathematics	Ms F De Souza	BSc (Hons), PGCE	Tutor
Science and Maths Faculty	Teacher of Mathematics	Mr D Key	BA, MSc	Tutor with responsibility for Enterprise and IB
Science and Maths Faculty	Teacher of Mathematics	Mr E Rose	BEd, Cert Computer Studies	Tutor with responsibility for CISCO
Science and Maths Faculty	Teacher of Mathematics	Mr S Moncaster	BSc (Hons), PGCE, QTS	Tutor
Science and Maths Faculty	Teacher of Mathematics	Ms K Tucker	HNC	Tutor
Science and Maths Faculty	Teacher of Mathematics	Mr A Hui	BSc (Hons)	Tutor
Science and Maths Faculty	Teacher of Mathematics	Mr D Bailey	BSc (Hons)	Tutor
Science and Maths Faculty	Teacher of Mathematics	Ms S Hugill	BSc (Hons), PGCE	Tutor
Technology Faculty	Co-ordinator of Design & Technology	Mr M Brockwell	BA (Hons), PGCE	
Technology Faculty	Deputy Co-ordinator of Design & Technology	Ms T Koch	BA (Hons), PGCE	Tutor
Technology Faculty	Teacher of Design and Technology	Miss A Baah	BA (Hons), QTS	Tutor
Technology Faculty	Teacher of Design and Technology	Mrs K Ball	BEd, QTS	Tutor
Technology Faculty	Teacher of Design and Technology	Mrs B Sales	Dip	Tutor with responsibility for Food and Textile Technology
Technology Faculty	Teacher of Design and Technology	Ms Y Saygin	BA (Hons), PGCE	Tutor
Technology Faculty	Co-ordinator of Business & ICT	Miss R Flemmings	BA (Hons), PGCE	Teacher with responsibility for KS3 BICT and KS4 ICT
Technology Faculty	Head of ICT	Mr O Wilson-Charles	BEd, QTS	Tutor
Technology Faculty	Head of Business and Economics	Mr H Ward	BA (Hons), PGCE	Tutor
Technology Faculty	Deputy Co-ordinator of Business & ICT	Ms P Gray	BSc (Hons), QTS	Tutor
Technology Faculty	Teacher of Business & ICT	Ms M Donnelly	BA (Hons), PGCE	Tutor with responsibility for KS3 BICT and KS4 ICT
Technology Faculty	Teacher of Economics & Business Studies	Mr T Engel	BA (Hons), QTS	Tutor
Technology Faculty	Teacher of Economics & Business Studies	Miss A Metcalfe	BA (Hons)	Tutor
Technology Faculty	GTP - ICT	Miss R Abuelreesh	BSc (Hons)	Co-Tutor



HARRIS CITY ACADEMY CRYSTAL PALACE TECHNICAL AND ADMINISTRATIVE STAFF

Department	Job Title	Name
Administration	PA to the Principal	Mrs D McSween
Administration	Principalship Administration	Ms S Quain
Administration	Receptionist/Telephonist	Mrs K Murphy
Administration	Reception & Administration Assistant	Miss N Portsmouth BA (Hons)
Administration	Clerical Officer/IB Admin Assistant	Mrs B Mullings (NVQ Level III)
Administration	Admissions Officer	Mrs S Smith
Student Services	Head of Student Services	Mr M Scott BSc (Hons)
Student Services	Student Welfare Manager	Mrs K Deakin
Student Services	Student Information Centre Officer	Mrs V Ellis
Student Services	Student Information Centre Officer	Miss J Wadia
Student Services	Student Information Centre Post 16 Officer	Ms C Johnson
Student Services	Examinations Administration Officer	Miss C Standing
Student Services	Examinations Invigilators	Various
Student Services	Inclusion Unit Manager (P/T)	Mrs D Rowbury
Student Services	Inclusion Unit Manager (P/T) / Supervision Staff	Mr C Deakin
Student Services	Pastoral Data Management Manager	Mrs S Blackie
Student Services	Student Services Clerical Officer	Mrs T Day (NVQ level III)
Student Services	Student Services Data Officer	Ms S Campbell
Student Services	Cashless Card Officer & Office Assistant	Ms V Clifton
Student Services	Supervision Staff	Mr S Davis FCII
Student Services	Supervision Staff	Ms S Gardiner
Student Services	Supervision Staff	Mrs L Gomes
Student Services	Supervision Staff	Mrs A James-Allen
Student Services	Supervision Staff	Miss E James
Student Services	Supervision Staff	Mrs D Leacock
Student Services	Supervision Staff	Mr A Merryweather
Student Services	Supervision Staff	Mrs V Volny BA
Student Services	Supervision Staff	Ms S Wallace
Student Services	Post 16 Supervision Staff	Miss T Morgan
Careers	CEG Manager	Ms B Jones
Learning Support	Learning Support Assistant	Mrs S Dunning
Learning Support	Learning Support Assistant	Ms D Farley
Learning Support	Learning Support Assistant	Miss A French
Learning Support	Learning Support Assistant	Ms G Gauslin
Learning Support	Learning Support Assistant	Mrs U Jardine
Learning Support	Learning Support Assistant	Miss L Lalande

Department	Job Title	Name
Learning Support	Learning Support Assistant	Miss B Salmon
Learning Support	Learning Support Assistant	Miss H Lucas
Reprographics	Cover and Central Resources Officer	Mrs H Meads
Reprographics	Reprographics and Reception Assistant	Miss B Blackie
Media Resources	Media Resources Manager	Mr C Jarrett
Media Resources	Media Resources Officer	Mr D Pledge
Media Resources	Media Resources Officer	Mr D Sleeth BA (Hons)
Media Resources	Learning Resources Officer	Mrs P Owen BA, MCLIP
Media Resources	Learning Resources Assistant	Mrs C Peacock
Finance	Finance Administration Officer	Mrs T Harrison
Finance	Finance Administration Officer's Assistant	Miss M Makinde BA (Hons)
Network Management	Management Information Systems Officer	Mr J Reid
Network Management	ICT Administrator	Mr I Wright
Technicians	Senior Faculty Support Tech (Sci)	Mrs E Richards
Technicians	Faculty Support Tech (FTT)	Mrs J Barnett
Technicians	Faculty Support Tech (Art)	Mrs H Hall
Technicians	Core Curriculum Support Technician (Sci)	Ms J Cusick
Technicians	Faculty Support Tech (Sci)	Mr G Osman
Technicians	Faculty Support Tech (DT)	Mr D Peterkin, BSc (Hons)
Technicians	Faculty Support Tech (Sci)	Mr R Scott
Technicians	Laboratory Technician	Miss L Ackun
Technicians	Laboratory Technician	Mr P Bamania
Maintenance & Building	Maintenance and Building Services Manager	Mr F Bridgman MinstLM
Maintenance & Building	Site and Building Supervisor	Mr S Holmes
Maintenance & Building	Site and Building Supervisor	Mr P Mullings
Maintenance & Building	Site and Building Supervisor	Mr C Tidball
Maintenance & Building	Day Cleaner/General Assistant	Mr V Johnson
Maintenance & Building	Senior Domestic Supervisor	Mrs V Bailey
Maintenance & Building	Domestic Technicians and Domestic Helpers	Various
Sports & Leisure	Recreation Manager	Mr K Akhlak
Sports & Leisure	Recreation Assistant	Mr B Augustin
Sports & Leisure	Recreation Assistant	Mr M Davis
Sports & Leisure	Recreation Assistant	Mr R Harrison
Sports & Leisure	Recreation Assistant	Mr D Manning
Sports & Leisure	Recreation Assistant	Mr J Grant

HARRIS CITY ACADEMY CRYSTAL PALACE EXAMINATION RESULTS 2010/2011

Summary of GCSE Examination Results for Year 11 students

Number of Year 11 students = 176

Number of boys = 79


Number of girls = 97

Students	Entered 5+ GCSE	Achieving 5+ A*-C	Achieving 5+ A*-G	Achieving 5+ A*-C inc English and Maths	Achieving 5+ A*-G inc English and Maths	Average Points Per Subject
Boys	100.00%	100.00%	100.00%	84.93%	100.00%	44.76
Girls	100.00%	100.00%	100.00%	95.87%	100.00%	46.49
Total	100.00%	100.00%	100.00%	95.45%	100.00%	45.72

HARRIS CITY ACADEMY CRYSTAL PALACE 2010/2011 GCSE EXAMINATION RESULTS BY SUBJECT

Results shown as percentage of students taking examination.

Subject	Gender	Entries (Number)	A*-C	A*	A	B	C	D	E	F	G	N	U	X
Art & Design	Female	32	32	21.9	34.4	28.1	15.6	0.0	0.0	0.0	0.0	0.0	0.0	0.0
	Male	11	10	0.0	9.1	36.4	45.5	9.1	0.0	0.0	0.0	0.0	0.0	0.0
	Total	43	42	16.3	27.9	30.2	23.3	2.3	0.0	0.0	0.0	0.0	0.0	0.0
Biology	Female	43	43	9.3	44.2	34.9	11.6	0.0	0.0	0.0	0.0	0.0	0.0	0.0
	Male	36	36	8.3	16.7	58.3	16.7	0.0	0.0	0.0	0.0	0.0	0.0	0.0
	Total	79	79	8.9	31.6	45.6	13.9	0.0	0.0	0.0	0.0	0.0	0.0	0.0
Business Studies	Female	20	13	0.0	15.0	35.0	15.0	35.0	0.0	0.0	0.0	0.0	0.0	0.0
	Male	19	18	0.0	15.8	68.4	10.5	5.3	0.0	0.0	0.0	0.0	0.0	0.0
	Total	39	31	0.0	15.4	51.3	12.8	20.5	0.0	0.0	0.0	0.0	0.0	0.0
Chemistry	Female	43	41	9.3	30.2	44.2	11.6	4.7	0.0	0.0	0.0	0.0	0.0	0.0
	Male	36	34	8.3	13.9	41.7	30.6	5.6	0.0	0.0	0.0	0.0	0.0	0.0
	Total	79	75	8.9	22.8	43.0	20.3	5.1	0.0	0.0	0.0	0.0	0.0	0.0
Citizenship Full Course	Female	86	73	0.0	24.4	36.0	24.4	9.3	4.7	1.2	0.0	0.0	0.0	0.0
	Male	60	45	0.0	6.7	30.0	38.3	16.7	8.3	0.0	0.0	0.0	0.0	0.0
	Total	146	118	0.0	17.1	33.6	30.1	12.3	6.2	0.7	0.0	0.0	0.0	0.0
Citizenship Short Course	Female	11	9	0.0	0.0	45.5	36.4	18.2	0.0	0.0	0.0	0.0	0.0	0.0
	Male	19	5	0.0	0.0	5.3	21.1	42.1	10.5	15.8	5.3	0.0	0.0	0.0
	Total	30	14	0.0	0.0	20.0	26.7	33.3	6.7	10.0	3.3	0.0	0.0	0.0
English	Female	188	186	5.3	26.1	54.3	13.3	0.0	0.5	0.5	0.0	0.0	0.0	0.0
	Male	148	142	1.4	10.8	48.6	35.1	3.4	0.7	0.0	0.0	0.0	0.0	0.0
	Total	336	328	3.6	19.3	51.8	22.9	1.5	0.6	0.3	0.0	0.0	0.0	0.0
Food Technology	Female	27	27	0.0	7.4	66.7	25.9	0.0	0.0	0.0	0.0	0.0	0.0	0.0
	Male	11	10	0.0	0.0	54.5	36.4	9.1	0.0	0.0	0.0	0.0	0.0	0.0
	Total	38	37	0.0	5.3	63.2	28.9	2.6	0.0	0.0	0.0	0.0	0.0	0.0
French	Female	70	68	5.7	35.7	35.7	20.0	1.4	1.4	0.0	0.0	0.0	0.0	0.0
	Male	44	40	0.0	11.4	45.5	34.1	9.1	0.0	0.0	0.0	0.0	0.0	0.0
	Total	114	108	3.5	26.3	39.5	25.4	4.4	0.9	0.0	0.0	0.0	0.0	0.0
Geography	Female	42	40	4.8	31.0	28.6	31.0	4.8	0.0	0.0	0.0	0.0	0.0	0.0
	Male	28	27	3.6	14.3	42.9	35.7	3.6	0.0	0.0	0.0	0.0	0.0	0.0
	Total	70	67	4.3	24.3	34.3	32.9	4.3	0.0	0.0	0.0	0.0	0.0	0.0



Subject	Gender	Entries (Number)	A*- C	A*	A	B	C	D	E	F	G	N	U	X
Graphic Products	Female	14	14	35.7	42.9	21.4	0.0	0.0	0.0	0.0	0.0	0.0	0.0	0.0
	Male	22	21	13.6	22.7	45.5	13.6	4.5	0.0	0.0	0.0	0.0	0.0	0.0
	Total	36	35	22.2	30.6	36.1	8.3	2.8	0.0	0.0	0.0	0.0	0.0	0.0
Gujarati	Female	2	2	0.0	100.0	0.0	0.0	0.0	0.0	0.0	0.0	0.0	0.0	0.0
	Male	n/a	n/a	n/a	n/a	n/a	n/a	n/a	n/a	n/a	n/a	n/a	n/a	n/a
	Total	2	2	0.0	100.0	0.0	0.0	0.0	0.0	0.0	0.0	0.0	0.0	0.0
History	Female	38	35	13.2	44.7	31.6	2.6	7.9	0.0	0.0	0.0	0.0	0.0	0.0
	Male	20	18	5.0	15.0	50.0	20.0	10.0	0.0	0.0	0.0	0.0	0.0	0.0
	Total	58	53	10.3	34.5	37.9	8.6	8.6	0.0	0.0	0.0	0.0	0.0	0.0
IC&T	Female	8	4	0.0	12.5	25.0	12.5	37.5	12.5	0.0	0.0	0.0	0.0	0.0
	Male	12	7	0.0	16.7	33.3	8.3	25.0	8.3	0.0	0.0	0.0	8.3	0.0
	Total	20	11	0.0	15.0	30.0	10.0	30.0	10.0	0.0	0.0	0.0	5.0	0.0
Latin	Female	3	1	0.0	0.0	0.0	33.3	0.0	33.3	33.3	0.0	0.0	0.0	0.0
	Male	1	1	0.0	0.0	0.0	100.0	0.0	0.0	0.0	0.0	0.0	0.0	0.0
	Total	4	2	0.0	0.0	0.0	50.0	0.0	25.0	25.0	0.0	0.0	0.0	0.0
Literacy	Female	85	85	0.0	0.0	100.0	0.0	0.0	0.0	0.0	0.0	0.0	0.0	0.0
	Male	66	66	0.0	0.0	100.0	0.0	0.0	0.0	0.0	0.0	0.0	0.0	0.0
	Total	151	151	0.0	0.0	100.0	0.0	0.0	0.0	0.0	0.0	0.0	0.0	0.0
Mathematics	Female	97	93	10.3	24.7	47.4	13.4	4.1	0.0	0.0	0.0	0.0	0.0	0.0
	Male	79	78	11.4	40.5	19.0	27.8	0.0	1.3	0.0	0.0	0.0	0.0	0.0
	Total	176	171	10.8	31.8	34.7	19.9	2.3	0.6	0.0	0.0	0.0	0.0	0.0
Media Studies	Female	10	10	0.0	40.0	40.0	20.0	0.0	0.0	0.0	0.0	0.0	0.0	0.0
	Male	12	11	0.0	0.0	50.0	41.7	0.0	0.0	0.0	8.3	0.0	0.0	0.0
	Total	22	21	0.0	18.2	45.5	31.8	0.0	0.0	0.0	4.5	0.0	0.0	0.0
Music	Female	10	9	0.0	10.0	50.0	30.0	10.0	0.0	0.0	0.0	0.0	0.0	0.0
	Male	6	5	0.0	50.0	33.3	0.0	16.7	0.0	0.0	0.0	0.0	0.0	0.0
	Total	16	14	0.0	25.0	43.8	18.8	12.5	0.0	0.0	0.0	0.0	0.0	0.0
Numeracy	Female	89	89	0.0	0.0	100.0	0.0	0.0	0.0	0.0	0.0	0.0	0.0	0.0
	Male	71	71	0.0	0.0	100.0	0.0	0.0	0.0	0.0	0.0	0.0	0.0	0.0
	Total	160	160	0.0	0.0	100.0	0.0	0.0	0.0	0.0	0.0	0.0	0.0	0.0
Physical Education	Female	70	39	1.4	5.7	15.7	32.9	41.4	2.9	0.0	0.0	0.0	0.0	0.0
	Male	44	39	2.3	9.1	22.7	54.5	11.4	0.0	0.0	0.0	0.0	0.0	0.0
	Total	114	78	1.8	7.0	18.4	41.2	29.8	1.8	0.0	0.0	0.0	0.0	0.0
Physics	Female	43	43	14.0	20.9	44.2	20.9	0.0	0.0	0.0	0.0	0.0	0.0	0.0
	Male	36	36	8.3	30.6	52.8	8.3	0.0	0.0	0.0	0.0	0.0	0.0	0.0
	Total	79	79	11.4	25.3	48.1	15.2	0.0	0.0	0.0	0.0	0.0	0.0	0.0
Polish	Female	n/a	n/a	n/a	n/a	n/a	n/a	n/a	n/a	n/a	n/a	n/a	n/a	n/a
	Male	1	1	0.0	0.0	100.0	0.0	0.0	0.0	0.0	0.0	0.0	0.0	0.0
	Total	1	1	0.0	0.0	100.0	0.0	0.0	0.0	0.0	0.0	0.0	0.0	0.0
RE Short Course	Female	97	94	18.6	37.1	27.8	13.4	3.1	0.0	0.0	0.0	0.0	0.0	0.0
	Male	77	66	9.1	26.0	27.3	23.4	6.5	5.2	2.6	0.0	0.0	0.0	0.0
	Total	174	160	14.4	32.2	27.6	17.8	4.6	2.3	1.1	0.0	0.0	0.0	0.0
Resistant Materials	Female	11	11	0.0	81.8	18.2	0.0	0.0	0.0	0.0	0.0	0.0	0.0	0.0
	Male	9	9	0.0	11.1	88.9	0.0	0.0	0.0	0.0	0.0	0.0	0.0	0.0
	Total	20	20	0.0	50.0	50.0	0.0	0.0	0.0	0.0	0.0	0.0	0.0	0.0
Science	Female	48	43	0.0	2.1	29.2	58.3	10.4	0.0	0.0	0.0	0.0	0.0	0.0
	Male	35	31	0.0	0.0	37.1	51.4	11.4	0.0	0.0	0.0	0.0	0.0	0.0
	Total	83	74	0.0	1.2	32.5	55.4	10.8	0.0	0.0	0.0	0.0	0.0	0.0

Subject	Gender	Entries (Number)	A*- C	A*	A	B	C	D	E	F	G	N	U	X
Science Additional	Female	40	34	0.0	5.0	35.0	45.0	15.0	0.0	0.0	0.0	0.0	0.0	0.0
	Male	27	24	0.0	7.4	33.3	48.1	11.1	0.0	0.0	0.0	0.0	0.0	0.0
	Total	67	58	0.0	6.0	34.3	46.3	13.4	0.0	0.0	0.0	0.0	0.0	0.0
Statistics	Female	20	16	0.0	0.0	5.0	75.0	20.0	0.0	0.0	0.0	0.0	0.0	0.0
	Male	16	2	0.0	0.0	0.0	12.5	68.8	6.3	0.0	6.3	0.0	6.3	0.0
	Total	36	18	0.0	0.0	2.8	47.2	41.7	2.8	0.0	2.8	0.0	2.8	0.0
Textiles	Female	18	18	16.7	33.3	44.4	5.6	0.0	0.0	0.0	0.0	0.0	0.0	0.0
	Male	2	1	0.0	0.0	50.0	0.0	50.0	0.0	0.0	0.0	0.0	0.0	0.0
	Total	20	19	15.0	30.0	45.0	5.0	5.0	0.0	0.0	0.0	0.0	0.0	0.0

OCR National Subject Results


Subject	Exam	Gender	Total\ entry	D*	D	M	P	% D*/D	% D*-M
IC&T	OCRNat-L2	Female	21	4.5	9	4.5	3	64.29	85.71
		Male	14	0	0.5	0.5	13	3.57	7.14
		Total	35	4.5	9.5	5	16	40.00	54.29

BTEC Level 2 Certificate

Subject	Gender	Total\ entry	D*	D	M	P	% D*/D	% D*-M
Art & Design	Female	4	1	0	3	0	25.00	100.00
	Male	9	0	4	3	2	44.44	77.78
	Total	13	1	4	6	2	38.46	84.62
Business	Female	19	12	3	2	2	78.95	89.47
	Male	21	9	3	5	4	57.14	80.95
	Total	40	21	6	7	6	67.50	85.00
Music	Female	4	3	0	1	0	75.00	100.00
	Male	8	0	0	7	1	0.00	87.50
	Total	12	3	0	8	1	25.00	91.67
Science	Female	6	0	0	3	3	0.00	50.00
	Male	8	0	0	2	6	0.00	25.00
	Total	14	0	0	5	9	0.00	35.71
Sport	Female	5	4	0	1	0	80.00	100.00
	Male	19	16	1	0	2	89.47	89.47
	Total	24	20	1	1	2	87.50	91.67
Totals		103	45	11	27	20	54.37	80.58

BTEC Level 2 Diploma

Subject	Gender	Total\ entry	D*	D	M	P	% D*/D	% D*-M
Travel and Tourism	Female	8	1	2	5	0	37.50	100.00
	Male	10	1	0	3	6	10.00	40.00
	Total	18	2	2	8	6	22.22	66.67



HARRIS FEDERATION POST 16 2010/2011 EXAMINATION RESULTS

A Level Results

Subject	Total	A*	A	B	C	D	E	U	%A*/A	%A*/B	%A*-C	%A*-E	Tot Pts	Av Pts
Art & Design	12	3	3	5	1	0	0	0	50.0	91.7	100.0	100	3120	260.0
Bengali	1	0	0	0	0	0	1	0	0.0	0.0	0.0	100	150	150.0
Biology	33	5	1	6	11	8	2	0	18.2	36.4	69.7	100	7260	220.0
Business Studies (Y13)	26	0	3	11	6	5	1	0	11.5	53.8	76.9	100	5760	221.5
Chemistry	39	1	4	12	12	8	2	0	12.8	43.6	74.4	100	8520	218.5
Chinese	1	0	0	1	0	0	0	0	0.0	100.0	100.0	100	240	240.0
Computing	1	0	0	1	0	0	0	0	0.0	100.0	100.0	100	240	240.0
Drama	7	0	0	0	6	1	0	0	0.0	0.0	85.7	100	1440	205.7
Economics (Y13)	27	0	2	15	6	3	1	0	7.4	63.0	85.2	100	6090	225.6
English	43	2	1	10	12	15	3	0	7.0	30.2	58.1	100	8940	207.9
Food Technology	2	0	0	1	1	0	0	0	0.0	50.0	100.0	100	450	225.0
French	10	1	4	4	1	0	0	0	50.0	90.0	100.0	100	2550	255.0
Further Maths (Y13)	5	0	2	2	1	0	0	0	40.0	80.0	100.0	100	1230	246.0
Geography	12	1	3	4	3	1	0	0	33.3	66.7	91.7	100	2880	240.0
Graphic Products	5	0	1	2	2	0	0	0	20.0	60.0	100.0	100	1170	234.0
History	28	0	9	9	5	4	1	0	32.1	64.3	82.1	100	6510	232.5
Human Bio (Y13)	12	0	1	4	3	4	0	0	8.3	41.7	66.7	100	2580	215.0
IC&T (Y13)	16	0	1	3	5	6	1	0	6.3	25.0	56.3	100	3270	204.4
Law (Y13)	10	0	0	1	6	1	2	0	0.0	10.0	70.0	100	1980	198.0
Mathematics	94	5	18	24	29	12	6	0	24.5	50.0	80.9	100	21270	226.3
Media Studies (Y13)	27	1	4	9	13	0	0	0	18.5	51.9	100.0	100	6270	232.2
Physical Education	7	0	0	3	0	1	3	0	0.0	42.9	42.9	100	1350	192.9
Physics	26	2	6	5	2	11	0	0	30.8	50.0	57.7	100	5820	223.8
Politics	7	0	0	2	4	1	0	0	0.0	28.6	85.7	100	1500	214.3
Portuguese	1	0	0	0	1	0	0	0	0.0	0.0	100.0	100	210	210.0
Psychology (Y13)	41	1	5	11	12	9	3	0	14.6	41.5	70.7	100	8880	216.6
Religion & Philosophy	18	0	3	5	4	5	1	0	16.7	44.4	66.7	100	3900	216.7
Resistant Materials	5	1	0	2	2	0	0	0	20.0	60.0	100.0	100	1200	240.0
Sociology (Y13)	6	0	0	4	2	0	0	0	0.0	66.7	100.0	100	1380	230.0
Spanish (Y13)	3	0	0	1	1	1	0	0	0.0	33.3	66.7	100	630	210.0
Textiles	6	0	0	0	4	1	0	1	0.0	0.0	66.7	83	1020	170.0
Turkish	2	0	0	0	1	1	0	0	0.0	0.0	50.0	100	390	195.0
Total	533	23	71	157	156	98	27	1	17.6	47.1	76.4	100	118200	221.8
%		4.3	13.3	29.5	29.3	18.4	5.1	0.2						

BTEC Level 3 Certificate

Subject	No of Entries	DD	DM	MM	MP	PP	Total Points	Av. points per entry	ALPs Grade	%DD/DM
Art	11	3	1	3	1	3	4620	210.00		36.36
Business	21	10	1	3	6	1	9600	228.57		52.38
H&SC	7	6	0	0	1	0	3600	257.14		85.71
ICT	17	10	2	3	0	2	8220	241.76		70.59
Media	6	2	3	0	1	0	2880	240.00		83.33
Sport	14	4	3	1	2	4	5940	212.14		50.00
Totals	76	35	10	10	11	10	34860	229.34		59.21
%		46.05	13.16	13.16	14.47	13.16				

BTEC Level 3 Award

Subject	No of Entries	D	M	P	Total Points	Av. points per entry	ALPs Grade	%D/M
Art	1	0	1	0	225	225.00		100.00
Business	44	32	8	4	11100	252.27		90.91
H&SC	6	1	3	2	1275	212.50		66.67
ICT	33	18	11	4	7995	242.27		87.88
Media	34	10	14	10	7500	220.59		70.59
P A	10	7	3	0	2565	256.50		100.00
Sport	11	5	5	1	2640	240.00		90.91
TT	4	3	0	1	975	243.75		75.00
Totals	139	76	45	22	34275	123.29		87.05
%		54.68	32.37	15.83				


BTEC Level 3 Sub Diploma

Subject	No of Entries	D	M	P	Total Points	Av. points per entry	ALPS Grade	%D/M
Art	3	2	1	0	765	255.00		100.00
Totals	3	2	1	0	765	255.00		100.00
%		66.67	33.33	0.00				

BTEC Level 2 Diploma (4GCSE)

Subject	No of Entries	D*	D	M	P	%D*/D	%D*-M
Art	1	0	0	1	0	0.00	100.00

Continued on next page



BTEC Level 2 Ext Certificate (2GCSE)

Subject	No of Entries	D*	D	M	P	%D*/D	%D*-M
Art	5	3	0	1	1	60.00	80.00
Business	30	0	4	22	4	13.33	86.67
Drama	10	0	0	8	2	0.00	80.00
H&SC	4	0	2	0	2	50.00	50.00
ICT	30	0	14	8	8	46.67	73.33
Media	30	0	2	14	14	6.67	53.33
Sport	28	0	4	4	20	14.29	28.57
Totals	137	3	26	57	51	21.17	62.77

BTEC Level 2 Diploma (4GCSE)

Subject	No of Entries	D*	D	M	P	%D*/D	%D*-M
ICT	18	17	0	1	0	94.44	100.00
Totals	18	17	0	1	0	94.44	100.00

KEY STAGE 3 TEACHER ASSESSMENTS

Percentage of all students in Year 9 at Harris City Academy Crystal Palace attaining each Teacher Assessed Level in the core subjects this year.

ENGLISH												
All Students	A	D	W	1	2	3	4	5	6	7	8	5+%
	-	-	-	-	-	-	0.55	25.68	51.37	22.40	-	99.50
Boys	A	D	W	1	2	3	4	5	6	7	8	5+%
	-	-	-	-	-	-	1.03	32.99	54.64	11.34	-	99.00
Girls	A	D	W	1	2	3	4	5	6	7	8	5+%
	-	-	-	-	-	-	0.00	17.44	47.67	34.88	-	100

MATHEMATICS												
All Students	A	D	W	1	2	3	4	5	6	7	8	5+%
	-	-	-	-	-	-	3.83	15.85	20.22	37.16	22.95	96.20
Boys	A	D	W	1	2	3	4	5	6	7	8	5+%
	-	-	-	-	-	-	4.12	14.43	20.62	39.18	21.65	95.90
Girls	A	D	W	1	2	3	4	5	6	7	8	5+%
	-	-	-	-	-	-	3.49	17.44	19.77	34.88	24.42	96.50

SCIENCE												
All Students	A	D	W	1	2	3	4	5	6	7	8	5+%
	-	-	-	-	-	-	2.73	28.96	39.34	28.96	-	97.30
Boys	A	D	W	1	2	3	4	5	6	7	8	5+%
	-	-	-	-	-	-	3.09	29.90	38.14	28.87	-	96.90
Girls	A	D	W	1	2	3	4	5	6	7	8	5+%
	-	-	-	-	-	-	2.33	27.91	40.70	29.07	-	97.70

Percentage of all students in Year 9 at Harris City Academy Crystal Palace attaining each Teacher Assessed Level in the foundation subjects this year.

ALL STUDENTS												
	A	D	W	1	2	3	4	5	6	7	8	5+%
ART	-	-	-	-	-	-	4.17	39.58	54.17	2.08	-	95.80
DESIGN & TECH	-	-	-	-	-	-	2.35	48.24	41.18	7.06	-	97.60
GEOGRAPHY	-	-	-	-	-	-	7.23	37.35	34.94	19.28	-	92.80
HISTORY	-	-	-	-	-	-	2.73	29.09	41.82	26.36	-	97.30
INFO TECH	-	-	-	-	-	7.73	28.18	51.93	10.50	1.66	-	64.10
MFL	-	-	-	-	2.11	8.45	20.42	33.80	34.51	0.70	-	69.00
MUSIC	-	-	-	-	-	-	0.00	23.08	66.67	10.26	-	100
PHYSICAL ED	-	-	-	-	-	-	11.48	73.22	13.66	1.64	-	88.50
RELIGIOUS EDUCATION	-	-	-	-	-	-	3.83	55.19	40.98	0.00	-	96.20


BOYS												
	A	D	W	1	2	3	4	5	6	7	8	5+%
ART	-	-	-	-	-	-	8.33	45.83	45.83	0.00	-	91.70
DESIGN & TECH	-	-	-	-	-	-	4.88	48.78	39.02	4.88	-	95.10
GEOGRAPHY	-	-	-	-	-	-	4.76	45.24	38.10	11.90	-	95.20
HISTORY	-	-	-	-	-	-	5.17	25.86	39.66	29.31	-	94.80
INFO TECH	-	-	-	-	-	12.50	37.50	43.75	6.25	0.00	-	50.00
MFL	-	-	-	-	1.32	11.84	26.32	34.21	26.32	0.00	-	60.50
MUSIC	-	-	-	-	-	-	0.00	36.00	52.00	12.00	-	100
PHYSICAL ED	-	-	-	-	-	-	16.49	65.98	14.43	3.09	-	83.50
RELIGIOUS EDUCATION	-	-	-	-	-	-	6.19	60.82	32.99	0.00	-	93.80

GIRLS												
	A	D	W	1	2	3	4	5	6	7	8	5+%
ART	-	-	-	-	-	-	0.00	33.33	62.50	4.17	-	100
DESIGN & TECH	-	-	-	-	-	-	0.00	47.73	43.18	9.09	-	100
GEOGRAPHY	-	-	-	-	-	-	9.76	29.27	31.71	26.83	-	90.20
HISTORY	-	-	-	-	-	-	0.00	32.69	44.23	23.08	-	100
INFO TECH	-	-	-	-	-	2.35	17.65	61.18	15.29	3.53	-	80.00
MFL	-	-	-	-	3.03	4.55	13.64	33.33	43.94	1.52	-	78.80
MUSIC	-	-	-	-	-	-	0.00	0.00	92.86	7.14	-	100
PHYSICAL ED	-	-	-	-	-	-	5.81	81.40	12.79	0.00	-	94.20
RELIGIOUS EDUCATION	-	-	-	-	-	-	1.16	48.84	50.00	0.00	-	98.80

Notes to the above Tables:

- represents no students
- 0% represents some students but less than 0.5%
- D represents students who have been disapplied under sections 364 / 365 of the Education Act 1996
- A represents students who failed to register a level due to absence
- B represents students who were assessed by teacher assessment only

- N represents students who are below compensatory Level 3 threshold for English, and below the lowest compensatory level available on each tier for maths and science
- W represents students who are working towards Level 1, but have not yet achieved the standards needed for Level 1
- EP represents students with exceptional performance



Harris City Academy Crystal Palace

Business and Enterprise with Technology

Maberley Road, London, SE19 2JH

Tel: 020 8771 2261 Fax: 020 8771 7531

Email: info@harriscrystalpalace.org.uk

www.harriscrystalpalace.org.uk

Harris Federation



INVESTORS
IN PEOPLE

